

Scaled data based on original data using  
LM-79-08 Approved Method: Electrical and Photometric Measurements of Solid-  
State Lighting Products

Test Report Prepared for  
Cooper Lighting Solutions  
(formerly Eaton)

Brand: STREETWORKS

Report Number: P148503

Luminaire Tested: **TMU-F03-LED-E-U-5XQ-8030**

Issue Date: 3/3/2020

**Test Information**

Test Method: LM-79-08  
Report Number: P148503  
REPORT IS SCALED FROM IESNA LM-79-08 TEST DATA (P33676)  
Test Lab: INNOVATION CENTER-P3  
Issue Date: 3/3/2020  
Manufacturer: COOPER LIGHTING SOLUTIONS (FORMERLY EATON)  
Product Line: STREETWORKS  
Catalog Number: TMU-F03-LED-E-U-5XQ-8030  
Description: TALON MEDIUM LED AREA LUMINAIRE  
(3) LIGHTBARS WITH AccuLED OPTICS - TYPE 5 SQUARE EXTRA WIDE  
Light Source: (21) 3000K CCT, 80 CRI LEDs  
Ballast/Driver: -

**Summary**

Lumens per Lamp: N/A  
Luminaire Lumens: 6647.7 lumens  
Efficiency: N/A  
Efficacy: 84.9 lumens/watt  
Luminous Opening: Rectangular (W 0.5' x L: 1' x H: 0')  
IES Classification: Type V - Short - Non-Cutoff  
BUG Rating: B3 - U0 - G2

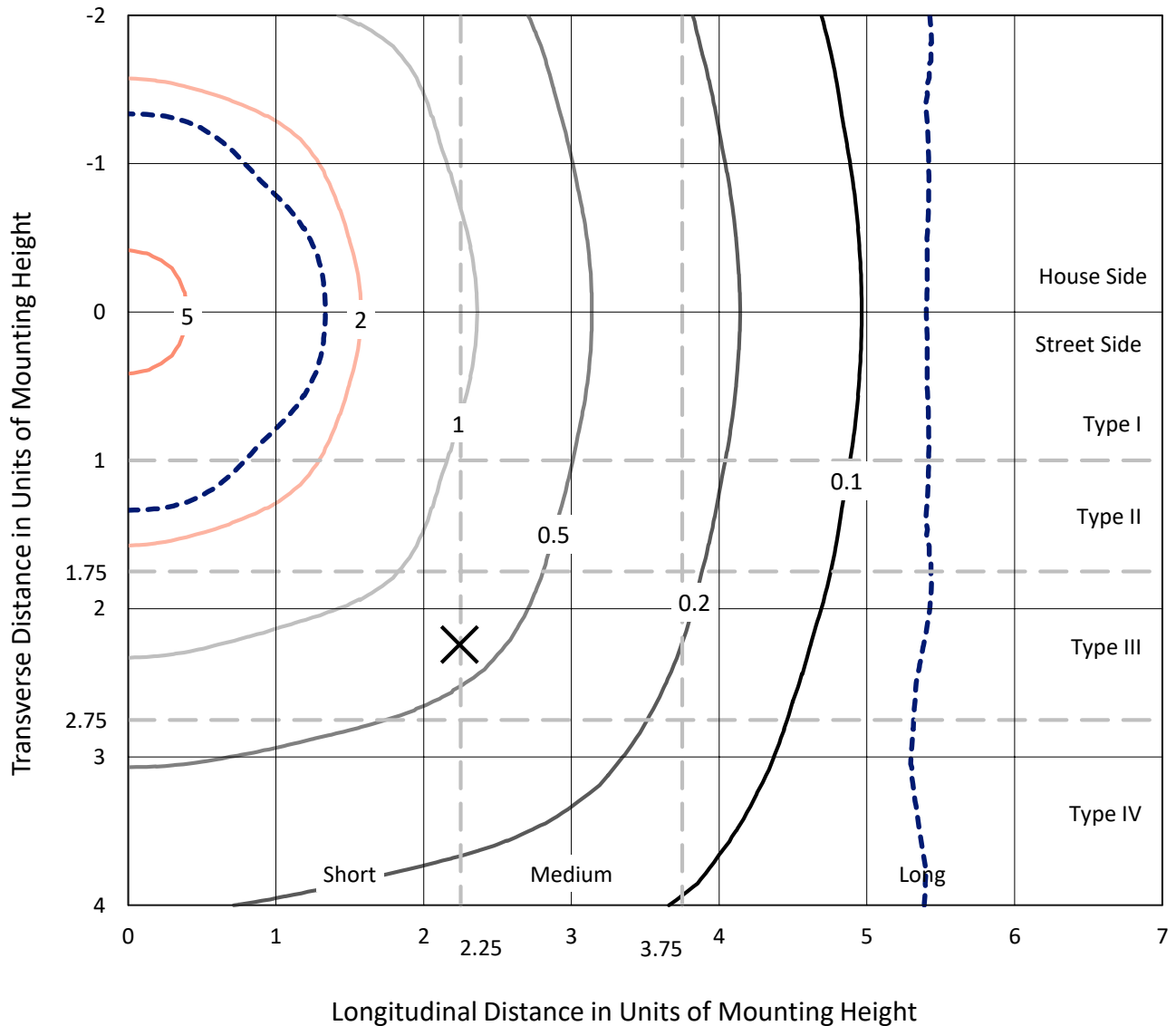
Input Watts (W): 78.3  
Input Voltage (V): NR  
Input Current (Ain): NR  
Voltage Rise (V): NR  
Power Factor: NR  
Total Harmonic Distortion (THDi): NR  
Frequency (hertz): 60  
Stabilization Time: NR  
Operation Time: NR  
Ambient Temperature (°C): NR  
Test Distance: 28.75 FT



REPORT NUMBER: P148503  
 CATALOG NUMBER: TMU-F03-LED-E-U-5XQ-8030

### Iso-Footcandle Lines of Horizontal Illumination

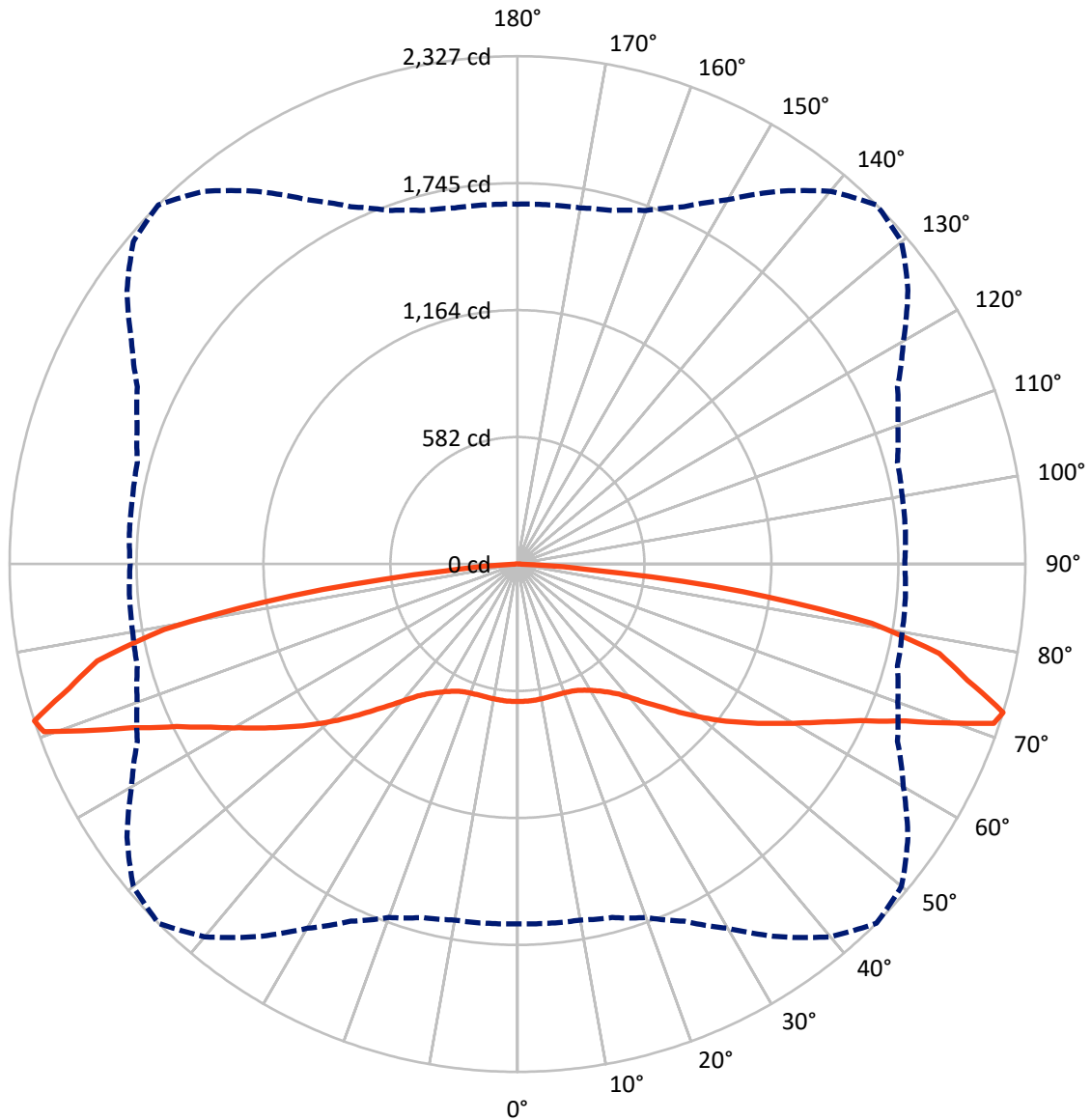
× Max cd  
 - - - 1/2 Max cd



Based on 10 foot mounting height. Maximum calculated value = 6.3 fc  
 Type V - Short - Non-Cutoff

REPORT NUMBER: P148503  
CATALOG NUMBER: TMU-F03-LED-E-U-5XQ-8030

### Luminous Intensity Polar Plot



— Vertical Plane Through 45-Deg Lateral    - - - Horizontal Cone Through 72.5-Deg Vertical



REPORT NUMBER: P148503

CATALOG NUMBER: TMU-F03-LED-E-U-5XQ-8030

**FLUX DISTRIBUTION:**

		Downward	Upward	Total
<b>House Side</b>	Lumens	3323.8	0.0	3323.8
	% Fixture	50.0	0.0	50.0
<b>Street Side</b>	Lumens	3323.8	0.0	3323.8
	% Fixture	50.0	0.0	50.0
<b>Total</b>	Lumens	6647.7	0.0	6647.7
	% Fixture	100.0	0.0	100.0

**Coefficient of Utilization**

**ZONAL LUMENS:**

Zone	Lumens	% Fixture
0°-10°	60.0	0.9
10°-20°	177.6	2.7
20°-30°	297.3	4.5
30°-40°	453.3	6.8
40°-50°	723.8	10.9
50°-60°	1112.9	16.7
60°-70°	1620.4	24.4
70°-80°	1825.4	27.5
80°-90°	376.8	5.7
90°-100°	0.0	0.0
100°-110°	0.0	0.0
110°-120°	0.0	0.0
120°-130°	0.0	0.0
130°-140°	0.0	0.0
140°-150°	0.0	0.0
150°-160°	0.0	0.0
160°-170°	0.0	0.0
170°-180°	0.0	0.0
0°-90°	6647.7	100.0
0°-180°	6647.7	100.0



REPORT NUMBER: P148503

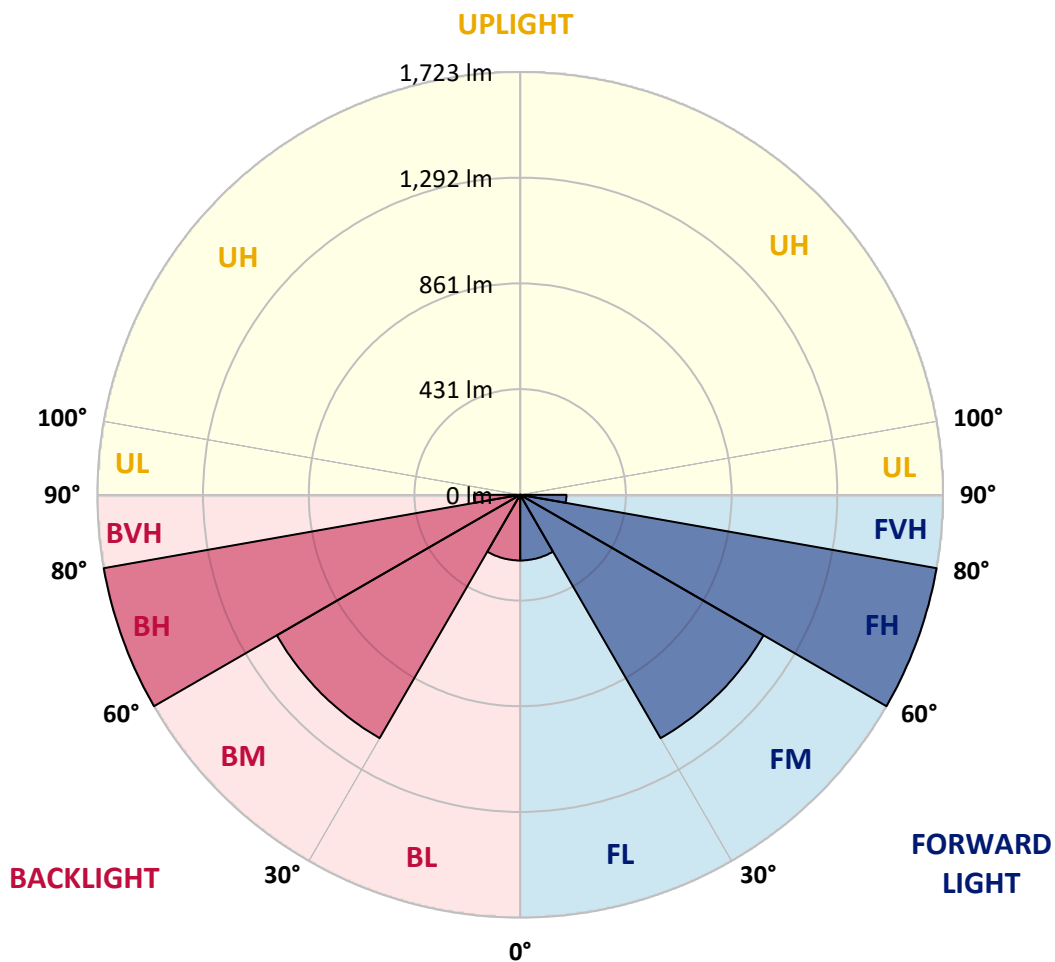
CATALOG NUMBER: TMU-F03-LED-E-U-5XQ-8030

**LUMINAIRE CLASSIFICATION SYSTEM LUMEN TABLE AND BUG RATING:**

Zone	Lumens	% Fixture	Zone Rating/Lumen Limit		
			B	U	G
FL (0°-30°)	267.5	4.0			
FM (30°-60°)	1145.0	17.2			
FH (60°-80°)	1722.9	25.9			G1/1800
FVH (80°-90°)	188.4	2.8			G2/225
BL (0°-30°)	267.5	4.0	B1/500		
BM (30°-60°)	1145.0	17.2	B2/2500		
BH (60°-80°)	1722.9	25.9	B3/2500		G1/1800
BVH (80°-90°)	188.4	2.8			G2/225
UL (90°-100°)	0.0	0.0		U0/0	
UH (100°-180°)	0.0	0.0		U0/0	

**BUG Rating: B3-U0-G2**

Type V Short





REPORT NUMBER: P148503  
 CATALOG NUMBER: TMU-F03-LED-E-U-5XQ-8030

**CANDELA DISTRIBUTION (FULL):**

	0°	5°	10°	15°	20°	25°	30°	35°	40°	45°	50°
0°	629.8	629.8	629.8	629.8	629.8	629.8	629.8	629.8	629.8	629.8	629.8
2.5°	630.9	631.2	631.1	630.7	630.9	630.7	630.4	630.2	629.0	629.7	630.7
5°	630.9	630.6	630.4	630.2	630.2	630.7	630.2	629.7	629.5	629.8	629.3
7.5°	630.6	629.8	629.5	629.3	629.5	629.7	629.2	628.5	629.0	628.4	627.8
10°	629.5	629.0	629.2	628.4	628.6	628.4	627.8	627.2	627.6	627.1	626.2
12.5°	629.8	629.0	628.8	628.4	628.3	628.1	627.2	626.4	626.6	626.2	625.3
15°	629.8	629.3	629.2	628.4	628.3	627.9	626.9	626.5	626.6	626.0	625.0
17.5°	630.2	629.8	629.8	629.0	628.6	628.4	627.2	626.7	627.2	626.2	625.5
20°	631.2	630.9	631.1	630.6	629.8	629.9	629.0	628.6	628.8	628.6	626.7
22.5°	633.3	633.3	633.7	633.5	633.3	633.5	632.8	632.8	633.0	633.0	631.4
25°	639.2	639.1	639.4	639.4	639.6	640.8	640.3	640.1	641.0	641.0	639.4
27.5°	650.4	650.0	650.4	650.8	651.6	653.2	652.8	653.4	654.8	654.4	653.0
30°	663.3	662.9	663.8	664.8	665.6	668.0	667.0	669.6	670.8	671.8	670.8
32.5°	682.1	682.1	683.7	684.4	685.9	688.4	688.7	690.8	692.4	694.1	692.9
35°	707.2	706.8	708.1	709.3	711.2	713.4	714.3	717.1	719.6	720.8	718.5
37.5°	745.5	743.6	745.9	746.6	748.1	748.6	751.1	754.6	757.2	756.8	755.2
40°	797.4	797.1	796.2	795.2	797.6	798.4	798.5	803.2	807.3	806.7	806.5
42.5°	858.0	856.4	855.4	855.4	856.8	857.2	862.6	866.0	869.0	869.7	869.0
45°	923.2	921.6	922.0	921.2	921.8	924.0	927.2	933.6	939.2	939.4	936.4
47.5°	993.2	988.3	992.2	986.8	990.1	991.8	999.6	1009.0	1018.8	1020.6	1017.9
50°	1064.2	1063.8	1063.4	1062.4	1063.9	1067.8	1077.3	1092.1	1101.6	1107.8	1103.6
52.5°	1142.0	1139.3	1138.2	1136.4	1138.0	1145.4	1158.9	1171.7	1188.6	1195.8	1190.0
55°	1217.6	1216.7	1212.1	1211.9	1215.3	1226.9	1241.6	1257.4	1275.7	1283.8	1281.6
57.5°	1295.2	1290.2	1288.8	1286.7	1293.3	1304.3	1322.2	1350.8	1369.8	1378.8	1373.6
60°	1371.2	1367.4	1364.4	1363.7	1368.2	1383.6	1409.3	1443.6	1467.2	1479.0	1470.6
62.5°	1452.7	1450.2	1446.8	1442.8	1452.3	1472.1	1504.1	1542.0	1576.7	1591.3	1578.6
65°	1554.1	1549.0	1545.2	1540.1	1548.0	1572.7	1612.9	1666.4	1712.9	1730.0	1721.0
67.5°	1661.0	1656.3	1656.7	1653.5	1667.5	1701.8	1753.7	1826.4	1888.7	1917.8	1900.7
70°	1754.4	1757.0	1757.7	1770.4	1794.4	1846.7	1933.1	2046.8	2141.4	2185.8	2167.6
71°	1726.8	1732.6	1741.5	1754.7	1796.2	1858.0	1976.0	2113.7	2226.6	2301.8	2276.6
72.5°	1648.8	1652.3	1656.8	1677.0	1723.9	1805.8	1927.2	2084.6	2229.7	2327.1	2297.8
75°	1536.0	1539.3	1540.8	1555.0	1597.6	1669.0	1780.2	1919.9	2047.9	2130.8	2122.6
77.5°	1365.6	1366.2	1378.3	1400.1	1448.0	1529.7	1646.8	1791.7	1912.0	1976.4	1935.6
80°	980.6	974.0	986.6	1014.6	1073.8	1167.6	1287.4	1452.9	1586.5	1646.7	1583.4
82.5°	373.1	393.3	425.2	471.5	491.6	595.7	707.5	804.7	917.2	1043.0	1011.5
85°	40.1	45.1	56.6	70.2	88.7	122.6	169.5	231.3	285.1	335.1	297.5
87.5°	15.0	15.4	17.1	19.7	20.0	20.9	22.3	26.0	24.2	20.9	16.9
90°	0.0	0.0	0.0	0.0	0.0	0.0	0.0	0.0	0.0	0.0	0.0



REPORT NUMBER: P148503  
 CATALOG NUMBER: TMU-F03-LED-E-U-5XQ-8030

**CANDELA DISTRIBUTION (continued):**

	55°	60°	65°	70°	75°	80°	85°	90°
0°	629.8	629.8	629.8	629.8	629.8	629.8	629.8	629.8
2.5°	629.8	630.0	629.8	630.0	630.0	629.3	629.5	629.2
5°	629.7	629.2	629.3	629.5	629.3	629.7	629.2	629.5
7.5°	628.8	627.8	628.1	628.1	627.8	628.3	627.9	627.8
10°	627.0	625.7	626.3	626.0	625.8	626.0	626.0	626.0
12.5°	625.5	624.6	624.8	624.7	624.5	625.0	624.8	625.0
15°	625.2	623.8	623.6	623.2	623.4	623.8	623.8	624.3
17.5°	624.8	623.1	622.9	622.6	622.7	623.4	623.6	623.2
20°	625.8	624.4	624.1	623.8	623.6	624.4	624.3	624.3
22.5°	630.7	629.0	628.8	627.4	626.9	627.4	627.1	627.0
25°	638.6	636.5	635.8	633.8	632.5	632.5	632.0	631.6
27.5°	652.7	649.6	648.8	647.2	645.3	645.7	644.6	644.4
30°	669.1	666.3	663.8	661.6	659.3	658.4	657.2	657.1
32.5°	690.5	687.3	684.4	681.6	678.4	677.2	675.1	674.1
35°	716.8	712.6	709.1	707.2	704.1	702.5	701.1	702.7
37.5°	753.6	748.5	746.7	744.5	742.4	739.9	740.4	740.0
40°	804.4	799.9	798.1	794.1	793.6	790.8	792.6	790.8
42.5°	867.2	858.9	857.7	854.6	853.5	852.0	852.6	851.4
45°	935.7	928.2	926.8	921.8	922.0	918.3	919.7	919.7
47.5°	1012.7	1004.9	998.4	994.8	993.4	991.1	992.3	992.2
50°	1092.1	1081.5	1074.4	1067.2	1064.1	1064.9	1062.5	1066.7
52.5°	1177.5	1161.6	1151.6	1144.7	1138.8	1140.0	1140.4	1141.6
55°	1265.8	1245.6	1231.0	1222.1	1216.7	1217.0	1218.6	1220.0
57.5°	1354.6	1329.4	1309.5	1296.3	1292.8	1294.4	1294.4	1294.2
60°	1446.8	1416.4	1390.8	1375.9	1372.8	1371.8	1378.7	1376.4
62.5°	1545.7	1509.3	1482.8	1463.7	1459.1	1462.3	1468.4	1467.0
65°	1676.8	1626.5	1592.4	1573.4	1565.8	1568.9	1577.1	1576.8
67.5°	1846.0	1775.6	1730.5	1706.2	1700.6	1704.4	1708.9	1713.3
70°	2098.9	1998.4	1934.0	1881.2	1858.6	1854.2	1858.7	1858.8
71°	2188.0	2072.4	1969.8	1905.4	1868.3	1852.6	1853.8	1846.0
72.5°	2184.2	2042.0	1921.9	1854.5	1803.0	1790.4	1784.3	1774.9
75°	2037.1	1908.9	1804.7	1731.2	1681.6	1666.8	1656.0	1655.4
77.5°	1847.4	1752.8	1638.0	1560.2	1499.7	1475.2	1464.2	1463.8
80°	1485.1	1343.5	1259.5	1212.6	1139.7	1118.6	1096.3	1088.0
82.5°	898.1	701.8	570.6	507.0	471.9	388.6	348.7	329.9
85°	209.2	148.6	102.4	67.2	48.4	38.5	29.6	26.1
87.5°	14.1	11.2	9.9	8.0	6.1	5.9	3.7	3.2
90°	0.0	0.0	0.0	0.0	0.0	0.0	0.0	0.0

(END OF REPORT)